

# PINNER WOOD SCHOOL



## Home Learning Policy

**Approval Authority:**

Full Governing Body

**Effective From:**

September 2025

**Date Ratified by GB:**

**Next Review Date:**

September 2026

**Signed by Chair of GB:**

We define home learning as any activity that pupils undertake outside of school lesson time, either on their own or with the support of family members. At Pinner Wood we have a strong commitment to parental and family involvement and see home learning as one way of developing this partnership.

### **Why give Home learning?**

- It can inform families about work going on in class
- It can further stimulate enthusiasm for learning
- It takes advantage of the home environment and resources and the chance for some one to one adult time
- It can be a great source for gathering topic information to share with all the children
- It is a great opportunity to rehearse key skills such as times tables, doubling facts, addition sums, spellings, handwriting and other key skills
- It helps to foster good habits of organisation, self-discipline and independent learning

### **Home learning at our school**

Whilst we support all of the above key principles, Pinner Wood is not a school in which home learning dominates home and school life. We accept that not every activity will capture children and parents' imagination, and that evenings and weekends can sometimes be busy.

We believe that home learning should be enjoyable and manageable for all concerned and that if it becomes a chore/burden/source of conflict, it ceases to be a constructive aspect of teaching and learning.

We do not specify amounts of time, but we offer guidance as to how long each activity should take (see below). However, we recognise that every child will learn differently.

We hope the children are motivated by positive incentives and by the tasks themselves; however, if a child is having difficulty completing any home learning, this can be discussed with the child and their parents.




### Our home learning offer at Pinner Wood

	EYFS	Year 1	Year 2	Year 3	Year 4	Year 5	Year 6
<b>Reading</b> (Daily)							
<b>Oxford Owl</b> (20min per week)			Not Off programme				
<b>Oracy</b> (Suggested- 5min = 1min recording)							
<b>Spellings</b> (Daily practise 5min)	RWI spellings	RWI spellings	RWI spellings or Ed Shed for Off programme	Ed Shed	Ed Shed	Online	Online
<b>TTRS</b> (20min per week)							
<b>NumBots</b> (20min per week)							
<b>Maths.co.uk</b>				20 minutes per week	20 minutes per week	20 minutes per week	20 minutes per week
<b>Ozzy Outcomes</b> (Maths Passports) (Practise towards targets)							
<b>CGP books</b>							30 minutes per week
<b>Project learning</b>							


(At least one piece per half term)							
------------------------------------	--	--	--	--	--	--	--


## Our Expectations

<b>Reading</b>	We hope every child is able to read to a family member at least four times a week and to also build up time reading for pleasure by themselves. Getting into a routine of listening to/reading a story before bedtime is strongly advised. Reading records are checked weekly and should be filled in every time a child reads at home.
<b>Oxford Owl Online Books</b>	Children have been given log in details for Oxford Owl and online books and quizzes can be accessed linked to RWI groups and are updated every half term. Children in Reception – Year 2 (not off programme) are sent an online book to read. Targeted children in Year 3 and 4 are also sent these books to access online.
<b>Oracy</b>	Children are given a stimulus to be discussed. They record their answers on Seesaw. Their responses can be prepared beforehand or recorded in the moment. We encourage families to join in with these discussions.
<b>Spellings</b>	Reception, Year 1, 2: Spellings will be tested every week. Year 3,4,5: Spellings will be tested every other week. Year 6: Spellings will be tested every week.  You can find the spellings online or Ed Shed.
<b>Ozzy Outcomes (Maths Passports)</b>	Maths passports tests will take place weekly for each year group beginning in Year 1. For younger children, targets are available to view on Seesaw.
<b>Times Tables</b>	Times tables will be tested through Times Table Rockstars.
<b>TTRS</b>	Children have been given log in details to Times Table Rockstars (TTRS) which can be accessed to practise times tables through games and competitions.
<b>NumBots</b>	Children in Reception – Year 2 have been given log in details to access NumBots which can be used to work through maths challenges.

<b>Maths.co.uk</b>	Maths.co.uk provides standardised topic tests and end of unit tests based on the children's learning in Maths each week. Each child will receive a login for this and complete one task per week.																						
<b>CGP Books</b>	In Year 6, children are required to complete three 10-minute tests per week. Each test will help them in the build up to their SATs. They are Maths, Reading and SPaG.																						
<b>Padlets</b>	Additional resources for Phonics and Maths can be found on the Pinner Wood Padlets including games and activities. <a href="#">RWI Set 1 Padlet</a> <a href="#">RWI Set 2 and 3 Padlet</a> <a href="#">Maths Padlet</a>																						
<b>Project Learning</b>	<p>Each half term your child will begin a new topic (History or Geography). Their project learning will be linked to the key question for that half term and will be ongoing through the weeks, project style.</p> <p>There will be a range of suggested activities, research, visits, books that children can complete to add to the learning happening at school. Children can get involved in this as much as they wish, with a minimum of one piece of work being completed per half term. They can upload work to Seesaw and bring 'projects' into school (where possible) to share at the end of each half term.</p> <div style="text-align: center;">  <span style="font-size: 24px; font-weight: bold; color: #4F81BD;">Pinner Wood School</span>  </div> <table border="1" style="width: 100%; border-collapse: collapse;"> <thead> <tr style="background-color: #D9D9D9;"> <th style="width: 15%;">Key Question:</th><th>How Different are we to Cavemen?</th></tr> </thead> <tbody> <tr> <td><b>Topic Blurb:</b></td><td>This half term, in our history lessons, we will be learning about <b>The Stone Age</b>. We will be finding out about when the Stone Age was, looking at artefacts to find out more about how people lived and learning about things the cavepeople discovered and invented that still influence our lives today.</td></tr> <tr> <td><b>What you need to do.</b></td><td>Over the next six weeks, we would like you to do some independent learning to support your classwork. We have given you some suggestions: feel free to choose some or all- or even think of your own! Please upload your learning and creations to Seesaw by <b>Monday 19<sup>th</sup> October</b>. You do not need to do them all but must do at least one activity.</td></tr> <tr> <td><b>Activity 1</b></td><td>Find out what the Stone Age people had for dinner and then write a recipe. You could have a go at making and eating the food too! Take a photo of your dish and upload to Seesaw. (bT)</td></tr> <tr> <td><b>Activity 2</b></td><td>Stone Age people seemed to have their own system of counting. Have a go at creating your own counting system. Will you count in sets of 10 or do it another ways? (Maths)</td></tr> <tr> <td><b>Activity 3</b></td><td>Paint a stone with an image of an animal (Art)</td></tr> <tr> <td><b>Activity 4</b></td><td>If you could give people from the Stone Age something from 2020 what would you give them and why? Draw a picture and write about why you have chosen this item. (English)</td></tr> <tr> <td><b>Activity 5</b></td><td>Make up your own 'Stone Age' Quiz and test the knowledge of your family and friends. Share the quiz with us on Seesaw.</td></tr> <tr> <td><b>Activity 6</b></td><td>Design and make your own replica of Stonehenge. You can use any media of your choice: clay, Modroc, junk modelling etc.</td></tr> <tr> <td><b>Activity 7</b></td><td>Learning of your own choice that demonstrates your knowledge of the Stone Age.</td></tr> <tr> <td><b>Suggested reading</b></td><td>'Stone Age Boy' by Satoshi Kitamura</td></tr> </tbody> </table> 	Key Question:	How Different are we to Cavemen?	<b>Topic Blurb:</b>	This half term, in our history lessons, we will be learning about <b>The Stone Age</b> . We will be finding out about when the Stone Age was, looking at artefacts to find out more about how people lived and learning about things the cavepeople discovered and invented that still influence our lives today.	<b>What you need to do.</b>	Over the next six weeks, we would like you to do some independent learning to support your classwork. We have given you some suggestions: feel free to choose some or all- or even think of your own! Please upload your learning and creations to Seesaw by <b>Monday 19<sup>th</sup> October</b> . You do not need to do them all but must do at least one activity.	<b>Activity 1</b>	Find out what the Stone Age people had for dinner and then write a recipe. You could have a go at making and eating the food too! Take a photo of your dish and upload to Seesaw. (bT)	<b>Activity 2</b>	Stone Age people seemed to have their own system of counting. Have a go at creating your own counting system. Will you count in sets of 10 or do it another ways? (Maths)	<b>Activity 3</b>	Paint a stone with an image of an animal (Art)	<b>Activity 4</b>	If you could give people from the Stone Age something from 2020 what would you give them and why? Draw a picture and write about why you have chosen this item. (English)	<b>Activity 5</b>	Make up your own 'Stone Age' Quiz and test the knowledge of your family and friends. Share the quiz with us on Seesaw.	<b>Activity 6</b>	Design and make your own replica of Stonehenge. You can use any media of your choice: clay, Modroc, junk modelling etc.	<b>Activity 7</b>	Learning of your own choice that demonstrates your knowledge of the Stone Age.	<b>Suggested reading</b>	'Stone Age Boy' by Satoshi Kitamura
Key Question:	How Different are we to Cavemen?																						
<b>Topic Blurb:</b>	This half term, in our history lessons, we will be learning about <b>The Stone Age</b> . We will be finding out about when the Stone Age was, looking at artefacts to find out more about how people lived and learning about things the cavepeople discovered and invented that still influence our lives today.																						
<b>What you need to do.</b>	Over the next six weeks, we would like you to do some independent learning to support your classwork. We have given you some suggestions: feel free to choose some or all- or even think of your own! Please upload your learning and creations to Seesaw by <b>Monday 19<sup>th</sup> October</b> . You do not need to do them all but must do at least one activity.																						
<b>Activity 1</b>	Find out what the Stone Age people had for dinner and then write a recipe. You could have a go at making and eating the food too! Take a photo of your dish and upload to Seesaw. (bT)																						
<b>Activity 2</b>	Stone Age people seemed to have their own system of counting. Have a go at creating your own counting system. Will you count in sets of 10 or do it another ways? (Maths)																						
<b>Activity 3</b>	Paint a stone with an image of an animal (Art)																						
<b>Activity 4</b>	If you could give people from the Stone Age something from 2020 what would you give them and why? Draw a picture and write about why you have chosen this item. (English)																						
<b>Activity 5</b>	Make up your own 'Stone Age' Quiz and test the knowledge of your family and friends. Share the quiz with us on Seesaw.																						
<b>Activity 6</b>	Design and make your own replica of Stonehenge. You can use any media of your choice: clay, Modroc, junk modelling etc.																						
<b>Activity 7</b>	Learning of your own choice that demonstrates your knowledge of the Stone Age.																						
<b>Suggested reading</b>	'Stone Age Boy' by Satoshi Kitamura																						
<b>Digital Detox</b>	Digital Detox week will take place once each half term. Your child's home learning that week will be offline and connected to a whole school project such as linked to the School Values, an art project or Sustainability.																						


	Children are welcome to share these in class when they return to school and are encouraged not to post these online.
--	--





# Home Learning

[Our extended home learning policy can be found on our website here](#)

Why provide home learning?	Home learning platforms	Our Expectations
<ul style="list-style-type: none"> <li>Great opportunity to rehearse key skills</li> <li>Inform families about their child's learning</li> <li>Further stimulate an enthusiasm for learning</li> <li>Fosters good habits of organisation, discipline and independent learning</li> </ul>	<p>At Pinner Wood we are proud to offer a range of high-quality online platforms across our key stages. These include:</p> <ul style="list-style-type: none"> <li>Seesaw</li> <li>Spelling Shed</li> <li>Maths.co.uk</li> <li>Times Table Rockstars</li> <li>Num Bots</li> <li>RWI Padlet</li> <li>Oxford Owls</li> </ul> 	<p>Children are expected to complete home learning at home.</p> <p>In LKS2, if children cannot complete this at home they are invite to 'homework club'.</p> <p>If a child does not regularly complete home learning without a valid reason they will be asked to make up time to complete it in. e.g. Values Time.</p> <p>It is our policy to never set holiday homework. We also have a 'digital detox' week each half term where children are encouraged to complete an activity away from digital screens.</p>
EYFS	KS1	KS2
<p>(See our extended policy online for more details)</p> <ul style="list-style-type: none"> <li>Daily reading (this can include Oxford Owls). To be recorded in reading record.</li> <li>Oracy recording (on Seesaw)</li> <li>RWI Spellings</li> <li>Num Bots</li> </ul>	<p>(See our extended policy online for more details)</p> <ul style="list-style-type: none"> <li>Daily reading (this can include Oxford Owls). To be recorded in reading record.</li> <li>Oracy recording (on Seesaw)</li> <li>RWI Spellings (Spelling Shed for Y2 off programme)</li> <li>Num Bots (Times Table Rockstars for Y2)</li> <li>Maths Passport target practise</li> <li>Project Learning (at least once per half term)</li> </ul>	<p>(See our extended policy online for more details)</p> <ul style="list-style-type: none"> <li>Daily reading. To be recorded in reading record.</li> <li>Oracy recording (on Seesaw)</li> <li>Y3/4- Spelling Shed Y5/6- Spellings on Seesaw</li> <li>Times Table Rockstars &amp; Maths Passport practise</li> <li>Maths.co.uk</li> <li>Y6- CGP Books (Grammar/Reading/Maths)</li> <li>Project Learning (at least once per half term)</li> </ul>

## Responding to Home Learning

Home learning is set in addition to class work. Teachers will acknowledge learning submitted on Seesaw with a heart symbol.



Oracy home learning will be responded to with a short comment or question from the teacher.

Children will receive rewards in class for completing home learning tasks.

Reading records are checked weekly in class.

Project learning will be shared and celebrated in class.

There is no requirement for teachers to make lengthy comments on home learning tasks.

## Expectations for Completing Home Learning

It is expected that all children at Pinner Wood complete home learning. Home learning is set on a Friday and due in the following Friday. Children are expected to

complete that homework within the week it is set. Backdated homework will not be responded to.

Some learning will be tested in class, such as spellings, times tables, and Maths Passports.

Other home learning will be monitored and shared, such as Oracy tasks and project learning.

Children are expected to complete home learning at home. In Key Stage Two, if a child cannot complete tasks, they will be invited to the home learning club, which takes place during lunchtimes at school.

If a child does not regularly complete home learning without a valid reason, they will be asked to make up time to complete it, such as Values Time.

### **Holiday Homework**

It is our policy not to give home learning over the holidays and half term breaks.

### **What to do if you have concerns**

If you find the home learning inappropriate for your child, if they lack interest, if it becomes a battleground or if you are concerned that home learning is given inconsistently, please talk with your child's teacher in the first instance.